



REPLACEMENT OUTBOARD STARTERS



TECH TIP

- Excess oil or grease may cause drive failure.
- Be sure to follow the lubrication directions shown below.



“DO NOT”

SPRAY OIL OR OTHER LUBRICANTS ON O/B STARTER DRIVES

The O/B Starter Drives are Rubber Cushioned Drives. If any oil gets between the compression nut and the rubber grip surface, drive failure will result.



“DO”

REMOVE THE DRIVE ASSEMBLY WHEN APPLYING LUBE TO THE SHAFT

Always remove the drive assembly before applying lube to the shaft. Only apply a thin film of water resistant grease to the shaft. Make sure to wipe off any excess.

NOTE
When ordering drive assemblies for O.M.C. starters, be aware that some O.M.C. outboard starters use a 2-piece drive assembly; older O.M.C. starters use a 1-piece drive assembly. Order the correct drive.

THEY ARE NOT INTERCHANGEABLE!

5358 (NEW)

FITS: EVINRUDE
40, 50, 75, 90 HP
E-Tec Models
9-tooth drive gear



DV358
9-tooth drive gear



SR358
Brush holder assembly



5359 (NEW)

FITS: MERCURY/MARINER
8, 9.9, 13.5, 15 HP
4 Stroke
9-tooth drive gear



DV359
9-tooth drive gear



SR359
Brush holder assembly



5360 (NEW)

FITS: MERCURY
2001-UP 40, 50, 60 HP
4-cyl, 4 Stroke
9-tooth drive gear



DV360
9-tooth drive gear



SR360
Brush holder assembly



5361 (NEW)

FITS: O.M.C.
1993-UP 9.9-15 HP
Small 10-tooth drive gear
2" casing

DV361
Small 10-tooth drive gear



SR361
Brush holder assembly



© ARCO STARTING & CHARGING SPECIALISTS

Toll Free 800-722-2720 • Phone 850-455-5476 • Fax 850-453-2630 • www.arcomarine.com

REPLACEMENT OUTBOARD STARTERS



ARCO TECH TIP

- Excess oil or grease may cause drive failure.
- Be sure to follow the lubrication directions shown on page 17.

NOTE
When ordering drive assemblies for O.M.C. starters, be aware that some O.M.C. outboard starters use a 2-piece drive assembly; older O.M.C. starters use a 1-piece drive assembly. Order the correct drive.

THEY ARE NOT INTERCHANGEABLE!

5362 (NEW)
FITS: MERCURY 40-50 HP
1997-UP 4-Stroke
9-tooth metric drive gear



DV362
9-tooth metric drive gear



SR362
Brush holder assembly



5363 (NEW)
FITS: O.M.C.
1991-UP 150-175 HP
V6 Eagle-Series
1997-UP V4 and V6
2003 75/90/115 HP
2003-UP 90/105/115
60^o Engine
2004-UP 100-175 HP
Direct Injection



SR363
Brush holder assembly



DV517
9-tooth drive gear



DV518
10-tooth drive gear



JSA517
Jack shaft assembly/9-tooth drive gear
Fits Johnson Evinrude carbureted engines



JSA518
Jack shaft assembly/10-tooth drive gear
Fits Johnson Evinrude direct injection engines



5364 (NEW)
FITS: MERCURY
1998-Up 25 HP, 4 Stroke
Yamaha 25HP, 4 Stroke
9-tooth drive gear



DV364
9-tooth drive gear



SR364
Brush holder assembly



5365 (NEW)
FITS: MERCURY
30/40/50/60 HP
1999-UP 3-cyl, 4 Stroke
2000-UP Yamaha
40HP, 4 Stroke
9-tooth drive gear



DV365
9-tooth drive gear




SR365
Brush holder assembly



5366 (NEW)
FITS: MERCURY
35-50 HP
9-tooth drive gear



DV366
9-tooth drive gear



SR366
Brush holder assembly





REPLACEMENT OUTBOARD STARTERS



TECH TIP

- Excess oil or grease may cause drive failure.
- Be sure to follow the lubrication directions shown on page 17.



NOTE

When ordering drive assemblies for O.M.C. starters, be aware that some O.M.C. outboard starters use a 2-piece drive assembly; older O.M.C. starters use a 1-piece drive assembly. Order the correct drive.

THEY ARE NOT INTERCHANGEABLE!

5367 (NEW)
FITS: MERCURY/MARINER
 1986-1996 6-15 HP
 1980-2003 18-25 HP
 10-tooth drive gear
 2 1/2" motor casing



DV367
 10-tooth drive gear



SR367
 Brush holder assembly



5368 (NEW)
FITS: O.M.C.
 1997-2000
 9.9/15 HP, 4-stroke
 10-tooth drive gear



DVK68*
 2-pc drive kit
 *See NOTE



SR368
 Brush holder assembly

5369 (NEW)
FITS: O.M.C.
 8/9.9-11 HP
 1997-1998 4 stroke
 1977-1992 9.9-15 HP
 10-tooth drive gear
 2" motor casing



DV369
 10-tooth drive gear



SR369
 Brush holder assembly



Save Time With ARCO SR107 - BRUSH LOADING TOOL

See page 76

Makes brush loading as simple as 1-2-3
 The "perfect tool" for loading outboard starter brushes.
 Strong stainless steel construction.



(1) Depress Brushes and Slide End Cap In Tool



(2) Insert Armature



(3) Remove Tool Leaving Brushes Loaded For Assembly



One Tool Fits All These Caps!



© ARCO STARTING & CHARGING SPECIALISTS

Toll Free 800-722-2720 • Phone 850-455-5476 • Fax 850-453-2630 • www.arcomarine.com

REPLACEMENT OUTBOARD STARTERS



TECH TIP

- Excess oil or grease may cause drive failure.
- Be sure to follow the lubrication directions shown on page 17.

NOTE

When ordering drive assemblies for O.M.C. starters, be aware that some O.M.C. outboard starters use a 2-piece drive assembly; older O.M.C. starters use a 1-piece drive assembly. Order the correct drive.

**THEY ARE NOT
INTERCHANGEABLE!**

5370 (NEW)
FITS: O.M.C.
55-75 HP 3-cyl
9-tooth drive gear



DV370*
9-tooth drive gear
*See NOTE

DVK70*
2-pc drive kit
*See NOTE



SR370
Brush holder assembly

5372 (NEW)
FITS: O.M.C.
85-140 HP; Late-model V4
Small 10-tooth drive gear



DV372*
Small 10-tooth
drive gear
*See NOTE

DVK72*
2-pc drive kit
*See NOTE



SR372
Brush holder assembly

5372X (NEW)
FITS: O.M.C.
1969-1970 85-115 HP
1971-1972 85-125 HP
Large 10-tooth drive gear



DV372X
Large
10-tooth
drive gear



SR372
Brush holder assembly



5371 (NEW)
FITS: O.M.C.
50-60 HP 2-cyl
9-tooth drive gear



DV371*
9-tooth drive gear
*See NOTE

DVK71*
2-pc drive kit
*See NOTE



SR371
Brush holder assembly

5373 (NEW)
FITS: O.M.C.
150-235 HP V6
8-tooth drive gear



DV373
8-tooth
drive gear



SR373
Brush holder assembly





REPLACEMENT OUTBOARD STARTERS



TECH TIP

- Excess oil or grease may cause drive failure.
- Be sure to follow the lubrication directions shown on page 17.



NOTE

When ordering drive assemblies for O.M.C. starters, be aware that some O.M.C. outboard starters use a 2-piece drive assembly; older O.M.C. starters use a 1-piece drive assembly. Order the correct drive.

THEY ARE NOT INTERCHANGEABLE!

5374 (NEW)

FITS: MERCURY
65-85 HP 4-cyl
10-tooth drive gear



DV374
10-tooth drive gear



SR374
Brush holder assembly



5375 (NEW)

FITS: MERCURY/MARINER
50-90 HP / 65 HP Jet
10-tooth drive gear



DV375
10-tooth drive gear



SR375
Brush holder assembly



5376 (NEW)

FITS: O.M.C.
18-40 HP
11-tooth drive gear



DVK76*
2-pc drive gear kit
*See NOTE

DV376*
11-tooth drive gear
*See NOTE



SR376
Brush holder assembly



5374X (NEW)

FITS: MERCURY
1956-1957 25-30 HP
1957 55 HP
1958 30-55 HP
1959 35 & 55 HP
Large 10-tooth drive gear



DV374X
Large 10-tooth drive gear



SR374
Brush holder assembly



5377 (NEW)

FITS: MERCURY/MARINER
90-175 HP Inline
150 HP V6
10-tooth drive gear



DV377
10-tooth drive gear



SR377
Brush holder assembly



© ARCO STARTING & CHARGING SPECIALISTS

Toll Free 800-722-2720 • Phone 850-455-5476 • Fax 850-453-2630 • www.arcomarine.com

REPLACEMENT OUTBOARD STARTERS



TECH TIP

- Excess oil or grease may cause drive failure.
- Be sure to follow the lubrication directions shown on page 17.

NOTE

When ordering drive assemblies for O.M.C. starters, be aware that some O.M.C. outboard starters use a 2-piece drive assembly; older O.M.C. starters use a 1-piece drive assembly. Order the correct drive.

**THEY ARE NOT
INTERCHANGEABLE!**

5378X (NEW)

FITS: MERCURY/MARINER
V150 HP, V175 HP
Large 10-tooth
drive gear



DV378X
Large
10-tooth
drive gear



SR380

Brush holder assembly



5380 (NEW)

**FITS: MERCURY/
MARINER**
135-200 HP V6
105 HP Jet
8-tooth drive gear



DV380
8-tooth
drive gear



SR380

Brush holder assembly



5381 (NEW)

FITS: MERCURY
1999-UP 2.5 DFI
1996-1999 200 HP V6 DFI
1998-Up 225 HP V6 DFI
1999-Up 3.0L V6
9-tooth drive gear



DV381
9-tooth
drive gear



SR381

Brush holder assembly



5379 (NEW)

FITS: MERCURY/MARINER
40-50 HP
10-tooth drive gear



DV379
10-tooth
drive gear



SR379

Brush holder assembly



5381X (NEW)

FITS: MERCURY/MARINER
150-225 HP
9-tooth drive gear



DV381
9-tooth
drive gear



SR380

Brush holder assembly





REPLACEMENT OUTBOARD STARTERS



TECH TIP

- Excess oil or grease may cause drive failure.
- Be sure to follow the lubrication directions shown on page 17.

NOTE

When ordering drive assemblies for O.M.C. starters, be aware that some O.M.C. outboard starters use a 2-piece drive assembly; older O.M.C. starters use a 1-piece drive assembly. Order the correct drive.

THEY ARE NOT INTERCHANGEABLE!

5382 (NEW)
FITS: CHRYSLER/FORCE
 35-50 HP
 11-tooth drive gear



DV382
 11-tooth drive gear



SR382
 Brush holder assembly



5384 (NEW)
FITS: MERCURY/MARINER
 2.0L, 2.4L, 2.5L V6,
 COUNTER-ROTATING,
 RACING OUTBOARDS
 10-tooth drive gear



DV384
 10-tooth drive gear



SR384
 Brush holder assembly



5385 (NEW)
FITS: MERCURY
 35-40 HP, 2-cyl
 10-tooth drive gear



DV385
 10-tooth drive gear



SR385
 Brush holder assembly



5386 (NEW)
FITS: O.M.C.
 1985-Up
 120-140 HP V4
 10-tooth drive gear



DV386*
 10-tooth drive gear
 *See NOTE



DVK86*
 2-pc drive kit
 *See NOTE



SR386
 Brush holder assembly

5387 (NEW)
FITS: O.M.C.
 V6, V8 loop
 10-tooth drive gear



DV387
 10-tooth drive gear



SR387
 Brush holder assembly



© ARCO STARTING & CHARGING SPECIALISTS

Toll Free 800-722-2720 • Phone 850-455-5476 • Fax 850-453-2630 • www.arcomarine.com

REPLACEMENT OUTBOARD STARTERS



TECH TIP

- Excess oil or grease may cause drive failure.
- Be sure to follow the lubrication directions shown on page 17.

NOTE
When ordering drive assemblies for O.M.C. starters, be aware that some O.M.C. outboard starters use a 2-piece drive assembly; older O.M.C. starters use a 1-piece drive assembly. Order the correct drive.

THEY ARE NOT INTERCHANGEABLE!

5388 (NEW)

FITS: MERCURY
50-60 HP, 3-cyl,
1991-1996 45 HP Jet
10-tooth drive gear



DV388
10-tooth
drive gear



SR388
Brush holder assembly



5389 (NEW)

FITS: O.M.C.
1989-Up 25, 40, 50 HP; 2-cyl
1990-Up 48-50 HP
9-tooth drive gear



DV389*
9-tooth drive gear
*See NOTE



DVK89*
2-pc drive kit
*See NOTE



SR389
Brush holder assembly

5390 (NEW)

FITS: O.M.C.
1987-1993 20-35 HP; 2-cyl
9-tooth drive gear



DV390*
9-tooth drive gear
*See NOTE

DVK90*
2-pc drive kit
*See NOTE



SR390
Brush holder assembly

5392 (NEW)

FITS: MERCURY/MARINER
100-125 HP Inline 4-cyl;
80 HP Jet
8-tooth drive gear



DV392
8-tooth
drive gear



SR392
Brush holder assembly




5393 (NEW)

FITS: CHRYSLER/FORCE
70-150 HP
9-tooth drive gear



DV393
9-tooth
drive gear



SR393
Brush holder assembly





REPLACEMENT OUTBOARD STARTERS



TECH TIP

- Excess oil or grease may cause drive failure.
- Be sure to follow the lubrication directions shown on page 17.



NOTE

When ordering drive assemblies for O.M.C. starters, be aware that some O.M.C. outboard starters use a 2-piece drive assembly; older O.M.C. starters use a 1-piece drive assembly. Order the correct drive.

THEY ARE NOT INTERCHANGEABLE!

5394 (NEW)

Determine location of the battery stud on starter being replaced before ordering - See 5397
FITS: FORCE
 1996-1999 40-50 HP
 13-tooth drive gear



Battery stud exits **BOTTOM** of starter

DV394
 13-tooth drive gear



SR394
 Brush holder assembly

5395 (NEW)

FITS: MERCURY/MARINER
 1994-Up 225 HP
 8-tooth drive gear



DV395
 8-tooth drive gear



SR395
 Brush holder assembly



5396 (NEW)

FITS: MERCURY
 1994-1996 30-40 HP, 2-cyl, 55-60 HP
 1997-Up 45 HP Jet
 10-tooth drive gear



DV396
 10-tooth drive gear



SR396
 Brush holder assembly



5397 (NEW)

Determine location of the battery stud on starter being replaced before ordering - See 5394
FITS: FORCE
 1992-1995 40 HP
 1992-1995 50 HP
 13-tooth drive gear



Battery stud exits **SIDE** of starter

DV397
 13-tooth drive gear



SR397
 Brush holder assembly



5398 (NEW)

FITS: O.M.C.
 1997-1999
 25-35 HP 3-cyl
 10-tooth drive gear



DVK98*
 2-pc 10-tooth drive gear
 *See Note



SR398
 Brush holder assembly



© ARCO STARTING & CHARGING SPECIALISTS

Toll Free 800-722-2720 • Phone 850-455-5476 • Fax 850-453-2630 • www.arcomarine.com

REPLACEMENT OUTBOARD STARTERS



TECH TIP

- Excess oil or grease may cause drive failure.
- Be sure to follow the lubrication directions shown on page 17.

NOTE

When ordering drive assemblies for O.M.C. starters, be aware that some O.M.C. outboard starters use a 2-piece drive assembly; older O.M.C. starters use a 1-piece drive assembly. Order the correct drive.

THEY ARE NOT INTERCHANGEABLE!

5399 (NEW)

MOTOR ONLY

FITS: O.M.C.

90-115 HP

1997-UP 60 Deg V4

1998-2000 80 HP

1998-2000 100 HP



DV517

9-tooth
drive gear



SR399

Brush holder assembly



JSA517

Jack shaft assembly/9-tooth drive gear
Fits Johnson Evinrude carbureted engines



5400 (NEW)

FITS: MERCURY

2001-UP

135-250 HP

200-250 Sport Jet

2005-UP

VERADO 4 STROKE

200-275 HP



SW463

Replacement solenoid

5551 (NEW)

FITS: CHRYSLER

25-35 HP

Large 10-tooth drive gear



DV551

Large 10-tooth
drive gear



SR551

Brush holder assembly



7325 (NEW)

FITS: MERCURY/FORCE

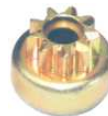
90-120 HP Sport Jet

9-tooth drive gear



DV325

9-tooth
drive gear



SR325

Brush holder assembly



7326 (NEW)

FITS: MERCURY

1996-UP V6 Sport Jet

8-tooth drive gear



DV326

8-tooth
drive gear



SR326

Brush holder assembly

